

# CITY OF GROTON #1090

## HIGHLIGHTS & GOALS

**Final Budget Result:** During budget deliberations, the Town Council cut City Highway by \$738,501 and City Police by \$37,000. The Council funded Highway Pending Arbitration in the amount of \$738,501. The RTM further reduced City Police by \$22,075.

As per the Town Charter, the Manager submits the Subdivision budgets to the Council with no adjustments.

Section 40 of Number 362 of the Special Acts of 1933 requires that the Town Council shall pay to the City the amount of monies that are “necessary and proper for making and repairing of the streets and highways” within the City. There is no similar Special Act regarding the payment of monies to the City for its police.

### Cost Center 0 – Police

The City of Groton’s budget request for Police represents an increase of \$45,831 or 1.98% from their FYE 2016 appropriation.

### Cost Center 1 – Highway Maintenance

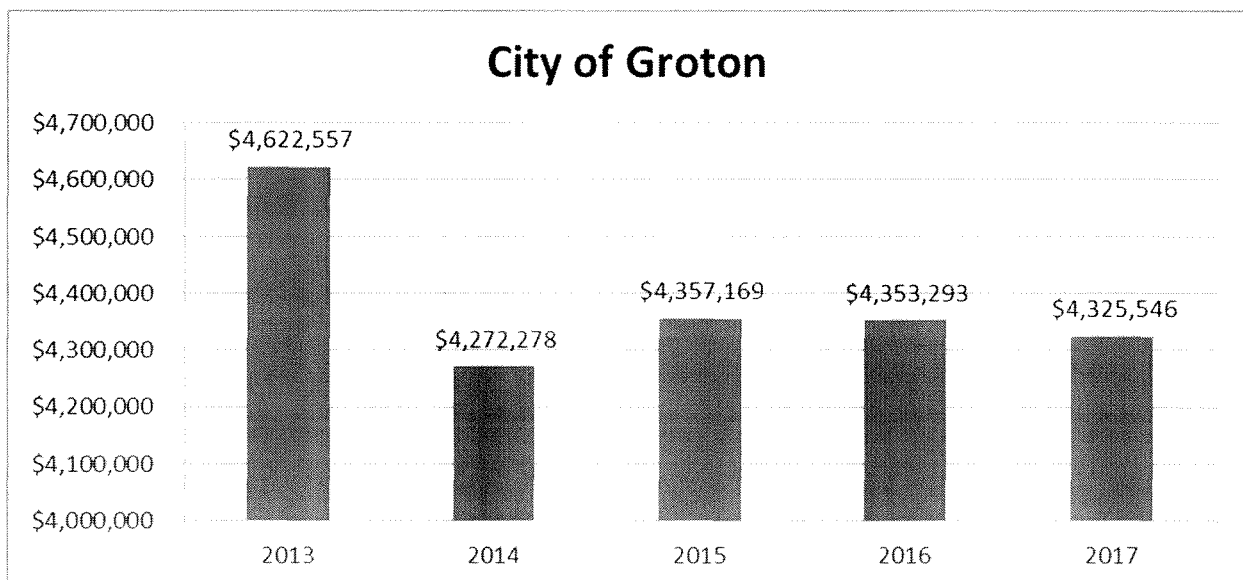
Their request for Highway services has decreased \$14,684 or .8% from their FYE 2016 request.

### Cost Center 4 – Street Lighting

The Town pays for Street Lighting expenses associated with the City (\$113,351) and the expenditures will be charged here.

### Cost Center 5 – Highway Pending Arbitration

During FYE 2016 budget deliberations the Town council cut City highway by \$830,292. The Council created a new cost center, Highway Pending Arbitration and approved \$830,292 in funding. Arbitration is still pending.



TOWN OF GROTON  
SUMMARY COST CENTER  
FYE 2017 ADOPTED BUDGET

24-May-2016

AREA OF SERVICE: SUBDIVISIONS  
DEPARTMENT: SUBDIVISIONS  
FUNCTION: CITY OF GROTON 1090

	ACTUAL FYE 2015	ADJUSTED FYE 2016	ESTIMATE FYE 2016	REQUEST FYE 2017	MANAGER FYE 2017	COUNCIL FYE 2017	RTM FYE 2017
<b>APPROPRIATION</b>							
Operating Expenses	4,352,342	4,353,293	4,351,249	4,384,621	4,384,621	4,347,621	4,325,546
<b>Total Appropriation</b>	<b>\$4,352,342</b>	<b>\$4,353,293</b>	<b>\$4,351,249</b>	<b>\$4,384,621</b>	<b>\$4,384,621</b>	<b>\$4,347,621</b>	<b>\$4,325,546</b>
<b>COST CENTERS</b>							
10900 POLICE	2,232,573	2,317,137	2,317,137	2,362,968	2,362,968	2,325,968	2,303,893
10901 HIGHWAY MAINTENANCE	2,008,281	1,092,694	1,092,694	1,908,302	1,908,302	1,169,801	1,169,801
10904 STREET LIGHTING	111,488	113,170	111,126	113,351	113,351	113,351	113,351
10905 HIGHWAY PENDING ARBI	0	830,292	830,292	0	0	738,501	738,501
<b>Total Cost Centers</b>	<b>\$4,352,342</b>	<b>\$4,353,293</b>	<b>\$4,351,249</b>	<b>\$4,384,621</b>	<b>\$4,384,621</b>	<b>\$4,347,621</b>	<b>\$4,325,546</b>
<b>FINANCING PLAN</b>							
GENERAL FUND	4,352,342	4,353,293	4,351,249	4,384,621	4,384,621	4,347,621	4,325,546
<b>Total Financing Plan</b>	<b>\$4,352,342</b>	<b>\$4,353,293</b>	<b>\$4,351,249</b>	<b>\$4,384,621</b>	<b>\$4,384,621</b>	<b>\$4,347,621</b>	<b>\$4,325,546</b>

TOWN OF GROTON  
SUMMARY COST CENTER  
FYE 2017 ADOPTED BUDGET

24-May-2016

AREA OF SERVICE: SUBDIVISIONS  
DEPARTMENT: SUBDIVISIONS  
FUNCTION: CITY OF GROTON 1090

	ACTUAL FYE 2015	ADJUSTED FYE 2016	ESTIMATE FYE 2016	REQUEST FYE 2017	MANAGER FYE 2017	COUNCIL FYE 2017	RTM FYE 2017
-----							
OPERATING EXPENSES							
-----							
5220 UTILITIES/FUEL/MILEA	111,488	113,170	111,126	113,351	113,351	113,351	113,351
5230 PYMNTS/CONTRIBUTIONS	4,240,854	4,240,123	4,240,123	4,271,270	4,271,270	4,234,270	4,212,195
-----							
Total Operating Expenses	\$4,352,342	\$4,353,293	\$4,351,249	\$4,384,621	\$4,384,621	\$4,347,621	\$4,325,546
-----							
GRAND TOTAL	\$4,352,342	\$4,353,293	\$4,351,249	\$4,384,621	\$4,384,621	\$4,347,621	\$4,325,546

# GROTON LONG POINT #1091

## HIGHLIGHTS & GOALS

**Final Budget Result:** During budget deliberations, the Town Council reduced Highway Maintenance by \$8,125. The RTM reduced Police by \$5,000.

As per the Town Charter, the Manager submits Subdivision budgets to the Council with no adjustments. Section 24 of the Groton Long Point Association Special Act/Charter requires that the Town of Groton shall pay to the Groton Long Point Association the amount of monies that “shall be necessary and proper for the making and repairing of the highways and bridges within the territorial limits of the Association.” There is no similar Special Act regarding the payment of monies to the Groton Long Point Association for its police function.

### Cost Center 0 – Police

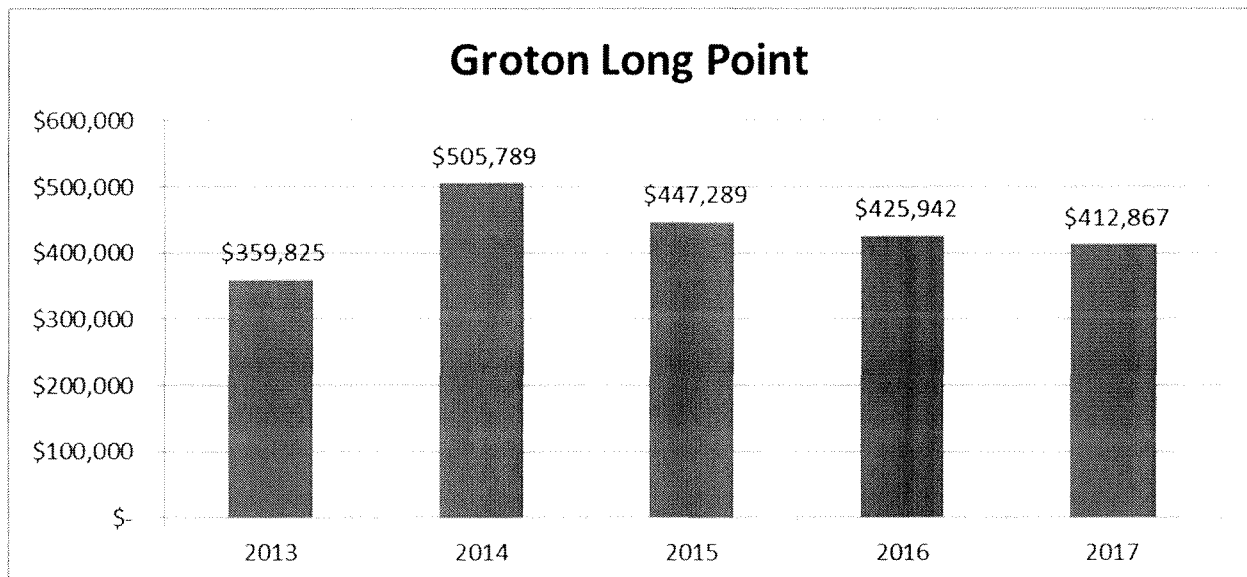
The Groton Long Point Police budget request of \$250,000 is the same as the FYE 2016 appropriation.

### Cost Center 1 – Highway Maintenance

The Highway budget request of \$162,500 is the same as the FYE 2016 appropriation.

### Cost Center 2 – Street Lighting

The Town pays for Street Lighting expenses associated with Groton Long Point (\$13,492) and the expenditures will be charged here.



TOWN OF GROTON  
SUMMARY COST CENTER  
FYE 2017 ADOPTED BUDGET

24-May-2016

AREA OF SERVICE: SUBDIVISIONS  
DEPARTMENT: SUBDIVISIONS  
FUNCTION: GROTON LONG POINT 1091

	ACTUAL FYE 2015	ADJUSTED FYE 2016	ESTIMATE FYE 2016	REQUEST FYE 2017	MANAGER FYE 2017	COUNCIL FYE 2017	RTM FYE 2017
<b>APPROPRIATION</b>							
Operating Expenses	446,730	425,942	425,728	425,992	425,992	417,867	412,867
<b>Total Appropriation</b>	<b>\$446,730</b>	<b>\$425,942</b>	<b>\$425,728</b>	<b>\$425,992</b>	<b>\$425,992</b>	<b>\$417,867</b>	<b>\$412,867</b>
<b>COST CENTERS</b>							
10910 POLICE	250,000	250,000	250,000	250,000	250,000	250,000	245,000
10911 HIGHWAY MAINTENANCE	183,500	162,500	162,500	162,500	162,500	154,375	154,375
10912 STREET LIGHTING	13,230	13,442	13,228	13,492	13,492	13,492	13,492
<b>Total Cost Centers</b>	<b>\$446,730</b>	<b>\$425,942</b>	<b>\$425,728</b>	<b>\$425,992</b>	<b>\$425,992</b>	<b>\$417,867</b>	<b>\$412,867</b>
<b>FINANCING PLAN</b>							
GENERAL FUND	446,730	425,942	425,728	425,992	425,992	417,867	412,867
<b>Total Financing Plan</b>	<b>\$446,730</b>	<b>\$425,942</b>	<b>\$425,728</b>	<b>\$425,992</b>	<b>\$425,992</b>	<b>\$417,867</b>	<b>\$412,867</b>

TOWN OF GROTON  
SUMMARY COST CENTER  
FYE 2017 ADOPTED BUDGET

24-May-2016

AREA OF SERVICE: SUBDIVISIONS  
DEPARTMENT: SUBDIVISIONS  
FUNCTION: GROTON LONG POINT 1091

	ACTUAL FYE 2015	ADJUSTED FYE 2016	ESTIMATE FYE 2016	REQUEST FYE 2017	MANAGER FYE 2017	COUNCIL FYE 2017	RTM FYE 2017
-----							
OPERATING EXPENSES							
-----							
5220 UTILITIES/FUEL/MILEA	13,230	13,442	13,228	13,492	13,492	13,492	13,492
5230 PYMNTS/CONTRIBUTIONS	433,500	412,500	412,500	412,500	412,500	404,375	399,375
	-----						
Total Operating Expenses	\$446,730	\$425,942	\$425,728	\$425,992	\$425,992	\$417,867	\$412,867
GRAND TOTAL	\$446,730	\$425,942	\$425,728	\$425,992	\$425,992	\$417,867	\$412,867

# FIRE DISTRICTS PILOT #1092

---

## HIGHLIGHTS & GOALS

**Final Budget Result:** During budget deliberations, the Town Council reduced this function by \$12. The RTM sustained this action.

There are two components to the Fire District PILOT program:

- 1) The State allocates an “in lieu of real estate taxes” payment which is intended to reimburse the Town for services to State-owned properties. The Town cannot collect taxes on State-owned property. Since the Town is not providing fire protection services and as the fire district also depend on real estate taxes as their major revenue source, a share of the State “in lieu of real estate taxes” payment is passed on. Fire Districts provide protection to the State-owned properties and receive no payment from the State for this service. All seven operating fire districts receive a \$1,000 base payment for the formula in recognition that all assume some responsibility for protection of State property through the mutual aid system. The total is reduced by the \$7,000 in base payments and the remainder is distributed according to a prior year allocation. For FYE 2017 the overall payment is the same as FYE 2016 \$121,012.
- 2) Fire District mill taxes are not collected on Town-owned property. Begun in FYE 2002 was a PILOT (payment in lieu of taxes) to be divided among the fire districts according to a formula based on acres of Town-owned land and square footage of Town-owned buildings within each District. For FYE 2017, the overall payment is the same as FYE 2016 \$125,000.

TOWN OF GROTON  
SUMMARY COST CENTER  
FYE 2017 ADOPTED BUDGET

24-May-2016

AREA OF SERVICE: SUBDIVISIONS  
DEPARTMENT: SUBDIVISIONS  
FUNCTION: FIRE DISTRICTS PILOT 1092

	ACTUAL FYE 2015	ADJUSTED FYE 2016	ESTIMATE FYE 2016	REQUEST FYE 2017	MANAGER FYE 2017	COUNCIL FYE 2017	RTM FYE 2017
<b>APPROPRIATION</b>							
Operating Expenses	246,012	246,012	246,012	246,012	246,012	246,000	246,000
<b>Total Appropriation</b>	<b>\$246,012</b>	<b>\$246,012</b>	<b>\$246,012</b>	<b>\$246,012</b>	<b>\$246,012</b>	<b>\$246,000</b>	<b>\$246,000</b>
<b>COST CENTERS</b>							
10920 CITY OF GROTON	37,707	37,707	37,707	37,707	37,707	37,705	37,705
10921 POQ BRIDGE FIRE DIST	154,550	154,550	154,550	154,550	154,550	154,548	154,548
10922 MYSTIC FIRE DISTRICT	13,841	13,841	13,841	13,841	13,841	13,839	13,839
10923 NOANK FIRE DISTRICT	6,361	6,361	6,361	6,361	6,361	6,360	6,360
10924 OLD MYSTIC FIRE DIST	18,185	18,185	18,185	18,185	18,185	18,183	18,183
10925 GROTON LONG POINT AS	1,271	1,271	1,271	1,271	1,271	1,270	1,270
10926 CTR GROTON FIRE DIST	5,625	5,625	5,625	5,625	5,625	5,624	5,624
10927 WEST PLEASANT VALLEY	8,472	8,472	8,472	8,472	8,472	8,471	8,471
<b>Total Cost Centers</b>	<b>\$246,012</b>	<b>\$246,012</b>	<b>\$246,012</b>	<b>\$246,012</b>	<b>\$246,012</b>	<b>\$246,000</b>	<b>\$246,000</b>
<b>FINANCING PLAN</b>							
GENERAL FUND	246,012	246,012	246,012	246,012	246,012	246,000	246,000
<b>Total Financing Plan</b>	<b>\$246,012</b>	<b>\$246,012</b>	<b>\$246,012</b>	<b>\$246,012</b>	<b>\$246,012</b>	<b>\$246,000</b>	<b>\$246,000</b>



TOWN OF GROTON  
SUMMARY COST CENTER  
FYE 2017 ADOPTED BUDGET

24-May-2016

AREA OF SERVICE: SUBDIVISIONS  
DEPARTMENT: SUBDIVISIONS  
FUNCTION: FIRE DISTRICTS PILOT 1092

	ACTUAL FYE 2015	ADJUSTED FYE 2016	ESTIMATE FYE 2016	REQUEST FYE 2017	MANAGER FYE 2017	COUNCIL FYE 2017	RTM FYE 2017
-----							
OPERATING EXPENSES							
-----							
5230 PYMNTS/CONTRIBUTIONS	246,012	246,012	246,012	246,012	246,012	246,000	246,000
Total Operating Expenses	\$246,012	\$246,012	\$246,012	\$246,012	\$246,012	\$246,000	\$246,000
GRAND TOTAL	\$246,012	\$246,012	\$246,012	\$246,012	\$246,012	\$246,000	\$246,000

# MUMFORD COVE SPECIAL DISTRICT #2060

## HIGHLIGHTS & GOALS

**Final Budget Result:** During budget deliberations, no changes were made.

**The budget request is for the same amount as last year.**

Mumford Cove Association contracts with the Noank Fire district for fire protection and taxes the residents for the cost of this service.

The adopted mill rate is an increase of .001 to 0.31 mills for FYE 2017.

FYE 2017 Tax rate calculation is as follows:

- Amount to be raised by taxes                    \$21,028
- Divided by the 10/1/15 Grand list            \$68,076,524
- Equals    0.0003089
- Divided by 99.8% collection rate =        0.0003095
- Multiplied by 1000 = mill rate                0.31

Audit Fund Balance as of 6/30/2015	\$256
Estimated Fund Balance as of 6/30/16	\$318
Estimated Fund Balance as of 6/30/17	\$318
Fund Balance as a % of 2017 Expenditures	1.5%

TOWN OF GROTON  
SUMMARY COST CENTER  
FYE 2017 ADOPTED BUDGET

24-May-2016

AREA OF SERVICE: OTHER FUNDS  
DEPARTMENT: OTHER FUNDS  
FUNCTION: MUMFORD COVE 2060

	ACTUAL FYE 2015	ADJUSTED FYE 2016	ESTIMATE FYE 2016	REQUEST FYE 2017	MANAGER FYE 2017	COUNCIL FYE 2017	RTM FYE 2017
<b>APPROPRIATION</b>							
Operating Expenses	21,008	21,028	21,028	21,028	21,028	21,028	21,028
<b>Total Appropriation</b>	<b>\$21,008</b>	<b>\$21,028</b>	<b>\$21,028</b>	<b>\$21,028</b>	<b>\$21,028</b>	<b>\$21,028</b>	<b>\$21,028</b>
<b>COST CENTERS</b>							
20600 FIRE PROTECTION	21,008	21,028	21,028	21,028	21,028	21,028	21,028
<b>Total Cost Centers</b>	<b>\$21,008</b>	<b>\$21,028</b>	<b>\$21,028</b>	<b>\$21,028</b>	<b>\$21,028</b>	<b>\$21,028</b>	<b>\$21,028</b>
<b>FINANCING PLAN</b>							
CURRENT TAXES	20,700	21,028	20,975	21,028	21,028	21,028	21,028
PRIOR YEAR TAXES	47	0	10	0	0	0	0
FUND BALANCE APPLIED	261	0	43	0	0	0	0
<b>Total Financing Plan</b>	<b>\$21,008</b>	<b>\$21,028</b>	<b>\$21,028</b>	<b>\$21,028</b>	<b>\$21,028</b>	<b>\$21,028</b>	<b>\$21,028</b>

TOWN OF GROTON  
SUMMARY COST CENTER  
FYE 2017 ADOPTED BUDGET

24-May-2016

AREA OF SERVICE: OTHER FUNDS  
DEPARTMENT: OTHER FUNDS  
FUNCTION: MUMFORD COVE 2060

	ACTUAL FYE 2015	ADJUSTED FYE 2016	ESTIMATE FYE 2016	REQUEST FYE 2017	MANAGER FYE 2017	COUNCIL FYE 2017	RTM FYE 2017
-----							
OPERATING EXPENSES							
-----							
5230 PYMNTS/CONTRIBUTIONS	1,008	1,008	1,008	1,008	1,008	1,008	1,008
5290 PROFESS/TECHNICAL SE	20,000	20,020	20,020	20,020	20,020	20,020	20,020
-----							
Total Operating Expenses	\$21,008	\$21,028	\$21,028	\$21,028	\$21,028	\$21,028	\$21,028
-----							
GRAND TOTAL	\$21,008	\$21,028	\$21,028	\$21,028	\$21,028	\$21,028	\$21,028

# GROTON SEWER DISTRICT #4010

## HIGHLIGHTS & GOALS

**Final Budget Result:** During budget deliberations, no changes were made.

**The overall decrease in this budget is \$6,676 or 0.8%**

The Groton Sewer District is primarily a debt service fund which pays the principal and interest on sewer bonds and payments to the State of CT for the Clean Water fund loan. Currently the only sewer debt outstanding is the Clean Water Fund loan. The November 2015 referendum approved an ordinance appropriating \$8,230,000 for sewer projects. The principal source of revenue is the Sewer District tax.

The proposed mill rate is maintained at 0.25 mills for FYE2017.

FYE 2017 Tax rate calculation is as follows:

- Amount to be raised by taxes                      \$614,194
- Divided by the 10/1/15 Grand list              \$2,470,845,364
- Equals    0.000249
- Divided by 98.7% collection rate =          0.000252
- Multiplied by 1000 = mill rate                  0.25

### Cost Center 0 – Operating Expense

Covers the Sewer district costs related to preparation and mailing of the tax bills.

### Cost Center 1 – Debt Service

Debt service for the Clean Water Fund loan payments due to the State of CT.

**Sewer Long Term Debt Payment Schedule**

FYE Maturity	Original Issue Amount	Date of Issue	Term of Issue (years)	Purpose of Issue	Principal Balance 07/01/15	FYE 2016 Principal Payment	FYE 2016 Interest Payment	FYE 2017 Principal Payment	FYE 2017 Interest Payment
2030	12,864,411.44	11/1/2009	20	Clean Water Funds	8,737,236.65	606,051.12	169,189.26	606,051.12	157,068.24
2030	114,143.22	11/1/2011	19	Clean Water Funds	90,998.78	6,312.12	1,762.10	6,312.12	1,635.86
Totals					8,828,235.43	612,363.24	170,951.36	612,363.24	158,704.10

**Debt Service Payment FYE 2017 through FYE 2030**

<b>Function #40101-Sewer District</b>			
<b>FYE</b>	<b>Principal</b>	<b>Interest</b>	<b>FYE Total</b>
2017	612,363.24	158,704.10	771,067.34
2018	612,363.24	146,456.84	758,820.08
2019	612,363.24	134,209.58	746,572.82
2020	612,363.24	121,962.32	734,325.56
2021	612,363.24	109,715.06	722,078.30
2022	612,363.24	97,467.80	709,831.04
2023	612,363.24	85,220.53	697,583.77
2024	612,363.24	72,973.27	685,336.51
2025	612,363.24	60,726.00	673,089.24
2026	612,363.24	48,478.75	660,841.99
2027	612,363.24	36,231.48	648,594.72
2028	612,363.24	23,984.23	636,347.47
2029	612,363.24	11,736.96	624,100.20
2030	255,151.35	1,275.76	256,427.11

TOWN OF GROTON  
SUMMARY COST CENTER  
FYE 2017 ADOPTED BUDGET

24-May-2016

AREA OF SERVICE: SPEC REV FUNDS-OTHER  
DEPARTMENT: FINANCE  
FUNCTION: GROTON SEWER DISTRICT 4010

	ACTUAL FYE 2015	ADJUSTED FYE 2016	ESTIMATE FYE 2016	REQUEST FYE 2017	MANAGER FYE 2017	COUNCIL FYE 2017	RTM FYE 2017
<b>APPROPRIATION</b>							
Operating Expenses	848,659	835,450	835,450	828,774	828,774	828,774	828,774
<b>Total Appropriation</b>	<b>\$848,659</b>	<b>\$835,450</b>	<b>\$835,450</b>	<b>\$828,774</b>	<b>\$828,774</b>	<b>\$828,774</b>	<b>\$828,774</b>
<b>COST CENTERS</b>							
40100 OPERATING EXPENSE	53,097	52,135	52,135	57,706	57,706	57,706	57,706
40101 DEBT SERVICE	795,562	783,315	783,315	771,068	771,068	771,068	771,068
<b>Total Cost Centers</b>	<b>\$848,659</b>	<b>\$835,450</b>	<b>\$835,450</b>	<b>\$828,774</b>	<b>\$828,774</b>	<b>\$828,774</b>	<b>\$828,774</b>
<b>FINANCING PLAN</b>							
CURRENT TAXES	604,430	611,015	605,000	613,594	613,594	613,594	614,194
INTEREST & LIEN FEES	7,820	9,950	8,100	7,500	7,500	7,500	7,500
PRIOR YEAR TAXES	5,598	7,530	6,100	6,700	6,700	6,700	6,100
INTEREST INCOME	1,140	1,940	980	980	980	980	980
PILOT:ENTERPRISE ZONE	20	0	0	0	0	0	0
PILOT:STATE/TAX EXEMPTS	38	15	0	0	0	0	0
SEWER ASSESSMENTS	56,472	5,000	4,813	0	0	0	0
FUND BALANCE APPLIED	173,141	200,000	210,457	200,000	200,000	200,000	200,000
<b>Total Financing Plan</b>	<b>\$848,659</b>	<b>\$835,450</b>	<b>\$835,450</b>	<b>\$828,774</b>	<b>\$828,774</b>	<b>\$828,774</b>	<b>\$828,774</b>

TOWN OF GROTON  
SUMMARY COST CENTER  
FYE 2017 ADOPTED BUDGET

24-May-2016

AREA OF SERVICE: SPEC REV FUNDS-OTHER  
DEPARTMENT: FINANCE  
FUNCTION: GROTON SEWER DISTRICT 4010

	ACTUAL FYE 2015	ADJUSTED FYE 2016	ESTIMATE FYE 2016	REQUEST FYE 2017	MANAGER FYE 2017	COUNCIL FYE 2017	RTM FYE 2017
-----							
OPERATING EXPENSES							
-----							
5201 POSTAGE/PRINT/ADVERT	6,433	6,117	5,854	10,986	10,986	10,986	10,986
5230 PYMNTS/CONTRIBUTIONS	44,534	44,534	44,534	44,534	44,534	44,534	44,534
5290 PROFESS/TECHNICAL SE	2,130	780	828	828	828	828	828
5300 MATERIALS & SUPPLIES	0	704	919	1,358	1,358	1,358	1,358
5450 DEBT SERVICE	795,562	783,315	783,315	771,068	771,068	771,068	771,068
-----							
Total Operating Expenses	\$848,659	\$835,450	\$835,450	\$828,774	\$828,774	\$828,774	\$828,774
-----							
GRAND TOTAL	\$848,659	\$835,450	\$835,450	\$828,774	\$828,774	\$828,774	\$828,774



**TOWN OF GROTON, CT  
FYE 2017 BUDGET**

**SEWER DISTRICT FUND REVENUES: #4010**

**Current Taxes** - The current levy for FYE 2017 is based on all taxable property in the Town (excluding the political subdivision of the City) as of October 1, 2015, after adjustments by the Board of Assessment Appeals. The amount to be raised by taxes is calculated by taking the adopted budget appropriations for FYE 2017 less estimated receipts from non-tax resources. The Grand List pertaining to the Sewer District increased 0.4%. The adopted mill rate for FYE 2016 will be maintained at 0.25 mills.

**Interest & Liens** - represents the interest rate of 1.5% per month that is applied on delinquent taxes as well as a \$24.00 lien fee on any property that has a lien placed on it.

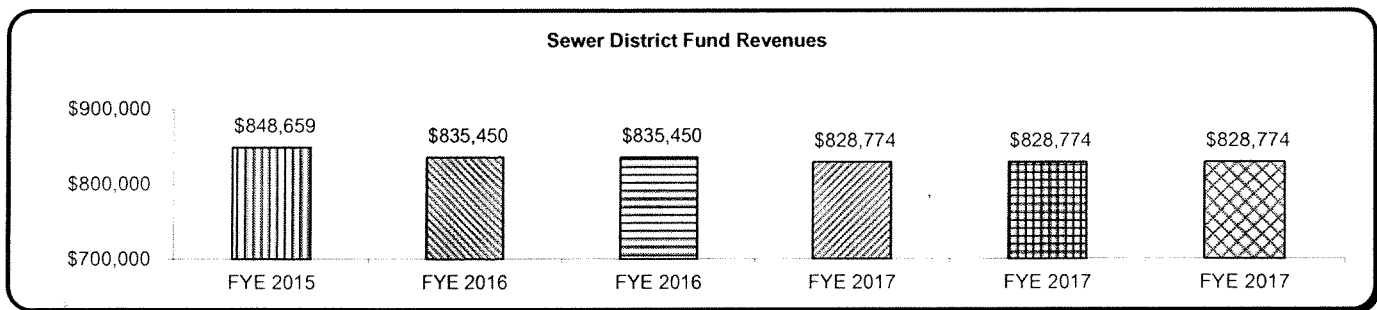
**Prior Year Taxes** - represents the anticipated collection of delinquent taxes.

**Interest Income** - reflects the income earned from temporary investments made when funds in a given period exceed the immediate disbursement needs of the Fund.

**Sewer Assessments** - represents a formula developed by the Water Pollution Control Authority to recover costs incurred for the various sewer projects. A calculation that includes a connection charge, land value, front footage and area determine a sewer benefit assessment.

**Fund Balance Applied** - represents that amount of unassigned Fund Balance in the Sewer District Fund to be used to fund the budget for the next fiscal year.

	ACTUAL FYE 2015	ADJUSTED FYE 2016	ESTIMATE FYE 2016	MANAGER FYE 2017	COUNCIL FYE 2017	RTM FYE 2017
4110 Current Taxes	\$ 604,430	\$ 611,015	\$ 605,000	\$ 613,594	\$ 613,594	\$ 614,194
4113 Interest & Lien Fees	\$ 7,820	\$ 9,950	\$ 8,100	\$ 7,500	\$ 7,500	\$ 7,500
4114 Prior Year Taxes	\$ 5,598	\$ 7,530	\$ 6,100	\$ 6,700	\$ 6,700	\$ 6,100
4412 Interest Income	\$ 1,140	\$ 1,940	\$ 980	\$ 980	\$ 980	\$ 980
4551 PILOT: Enterprise Zone	\$ 20	\$ 0	\$ 0	\$ 0	\$ 0	\$ 0
4553 PILOT: State & Tax Exempts	\$ 38	\$ 15	\$ 0	\$ 0	\$ 0	\$ 0
4747 Sewer Assessments	\$ 56,472	\$ 5,000	\$ 4,813	\$ 0	\$ 0	\$ 0
4999 Fund Balance Applied	\$ 173,141	\$ 200,000	\$ 210,457	\$ 200,000	\$ 200,000	\$ 200,000
<b>Total</b>	<b>\$ 848,659</b>	<b>\$ 835,450</b>	<b>\$ 835,450</b>	<b>\$ 828,774</b>	<b>\$ 828,774</b>	<b>\$ 828,774</b>



Audit Fund Balance as of 6/30/2015	\$ 902,724
Estimated Fund Balance as of 6/30/16	\$ 692,267
Estimated Fund Balance as of 6/30/17	\$ 492,267
Fund Balance as a % of 2017 Expenditures	59.40%